



FRED Modules

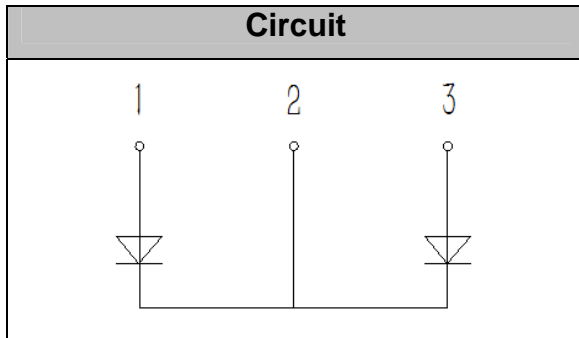
V_{RRM} 600V
I_{FAV} 300 A

Applications

- Inversion Welder
- Uninterruptible Power Supply (UPS)
- Plating Power Supply
- Ultrasonic Cleaner and Welder
- Power Factor Correction (PFC) Circuit
- Converter & Chopper

Features

- Soft Reverse Recovery Characteristics
- Ultrafast Reverse Recovery Time
- Low Reverse Recovery Loss
- Low Forward Voltage
- High Surge Current Capability
- Low Inductance Package



Maximum Ratings

Symbol	Conditions	Values	Units
V_R		600	V
V_{RRM}		600	V
$I_{F(AV)}$	$T_C=110^{\circ}\text{C}$, Per Diode	300	A
$I_{F(RMS)}$	$T_C=110^{\circ}\text{C}$, Per Diode	420	A
I_{FSM}	1/2 Cycle, 50Hz, Sine	3000	A
	1/2 Cycle, 60Hz, Sine	3200	A
I^2t	$T_J=45^{\circ}\text{C}$, $t=10\text{ms}$, 50Hz, Sine	45000	A^2s
	$T_J=45^{\circ}\text{C}$, $t=8.3\text{ms}$, 60Hz, Sine	51200	A^2s
P_D		890	W
Visol	AC, $T_{on}=1\text{min}$	3000	V
T_J		-40 to +150	$^{\circ}\text{C}$
T_{STG}		-40 to +125	$^{\circ}\text{C}$
Torque	Recommended (M6)	$4\pm 15\%$	N·m
Torque	Recommended (M6)	$4\pm 15\%$	N·m
Weight		160	g

Thermal Characteristics

Symbol	Conditions	Values	Units
$R_{th(j-c)}$	Per Module	0.14	$^{\circ}\text{C/W}$



Electrical Characteristics

Symbol	Conditions	Values			Units
		Min.	Typ.	Max.	
I_{RM}	$V_R=600V$	--	--	0.5	mA
	$V_R=600V, T_J=125^\circ C$	--	--	5	mA
V_F	$I_F=300A$	--	1.15	1.65	V
	$I_F=300A, T_J=125^\circ C$	--	0.9	1.45	V
trr	$I_F=1A, V_R=30V, di_F/dt=-200A/\mu s$	--	55	--	ns
trr	$V_R=300V, I_F=300A, di_F/dt=-200A/\mu s, T_J=25^\circ C$	--	145	--	ns
I_{RRM}		--	17	--	A
trr	$V_R=300V, I_F=300A, di_F/dt=-200A/\mu s, T_J=125^\circ C$	--	240	--	ns
I_{RRM}		--	30	--	A

Performance Curves

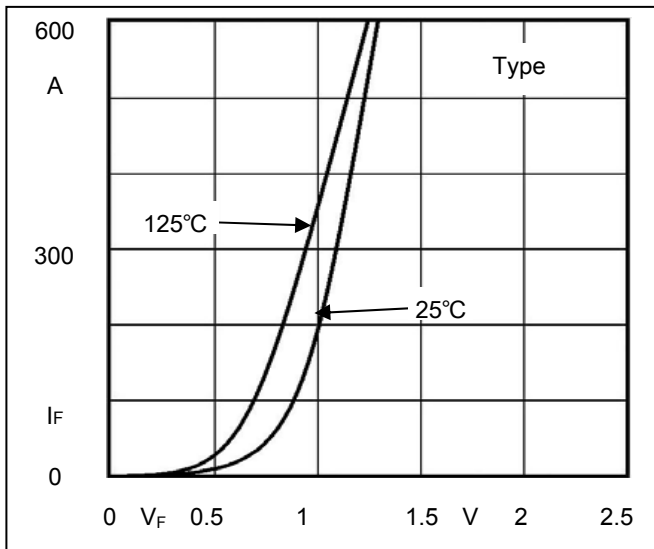


Fig1. Forward Voltage Drop vs Forward Current

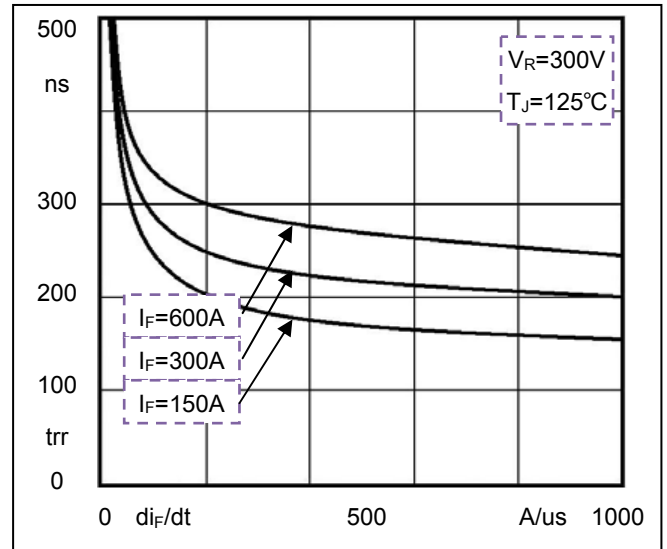


Fig2. Reverse Recovery Time vs di_F/dt

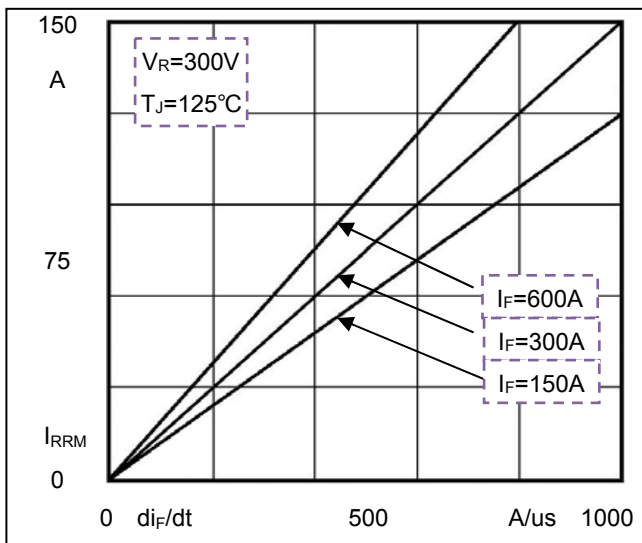


Fig3. Reverse Recovery Current vs di_F/dt

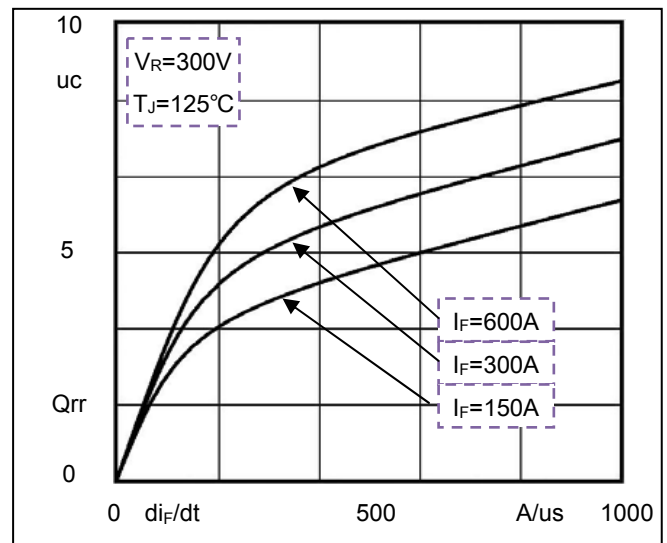
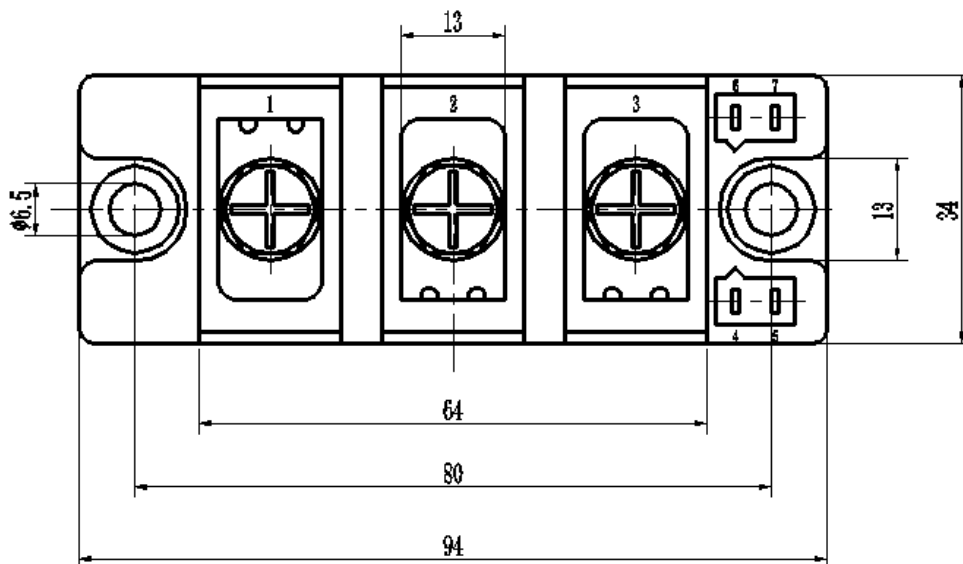
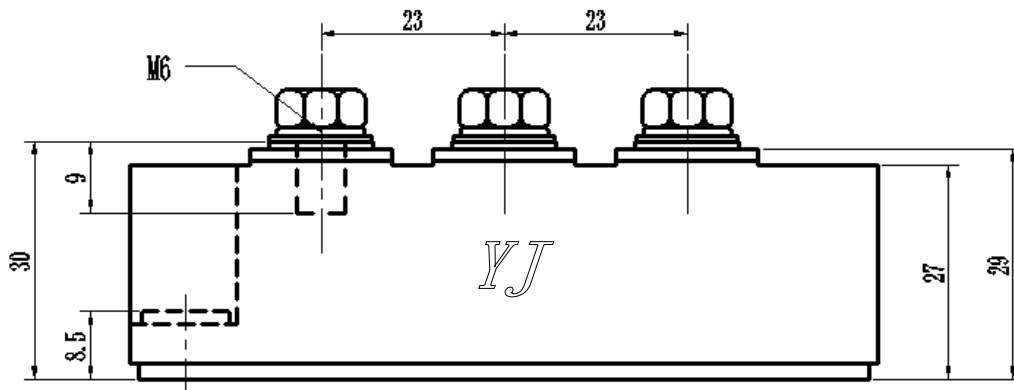


Fig4. Reverse Recovery Charge vs di_F/dt

Package Outline Information

CASE: F2N



Dimensions in mm