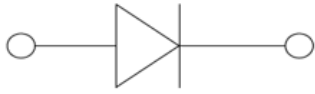


Small Signal Schottky Diode

Features

- Epoxy meets UL-94 V-0 flammability rating and halogen free
- Moisture Sensitivity Level 1
- V_{RRM} 30V
- I_{FAV} 200mA
- Part no. with suffix "Q" means AEC-Q101 qualified



Applications

- Low Turn-on Voltage
- Automotive

Mechanical Data

- **Case:** SOD123
- **Terminals:** Tin plated leads, solderable per J-STD-002 and JESD22-B102
- **Polarity:** Cathode line denotes the cathode end

SOD123

■ Maximum Ratings ($T_a=25^{\circ}\text{C}$ Unless otherwise specified)

PARAMETER	SYMBOL	UNIT	CONDITIONS	VALUE
Repetitive peak reverse voltage	V_{RRM}	V		30
Average Forward Current	I_{FAV}	mA		200
Peak Forward Surge Current	I_{FSM}	A	8.3ms, half sine	3
Power Dissipation	P_{tot}	mW		357
Thermal Resistance Junction to Ambient	R_{thJA}	$^{\circ}\text{C}/\text{W}$		350
Junction Temperature	T_J	$^{\circ}\text{C}$		-55 to +150
Storage Temperature Range	T_{stg}	$^{\circ}\text{C}$		-55 to +150



BAT54WHQ

■ Electrical Characteristics (T_a=25°C Unless otherwise specified)

PARAMETER	SYMBOL	UNIT	CONDITIONS	MIN	MAX
Forward Voltage	V _F	V	I _F =0.1mA		0.24
			I _F =1mA		0.32
			I _F =10mA		0.4
			I _F =30mA		0.5
			I _F =100mA		1
Reverse Leakage Current	I _R	uA	V _R =25V		2
Reverse Breakdown Voltage	V _{BR}	V	I _R =100uA	30	
Junction Capacitance	C _J	pF	V _R =1V, f =1MHz		10
Reverse Recovery Time	t _{rr}	ns	I _F =I _R =10mA, I _{rr} =1mA, R _L =100Ω		5

■ Ordering Information (Example)

PREFERED P/N	PACKING CODE	UNIT WEIGHT(g)	MINIMUM PACKAGE(pcs)	INNER BOX QUANTITY(pcs)	OUTER CARTON QUANTITY(pcs)	DELIVERY MODE
BAT54WHQ	F2	Approximate 0.010	3000	30000	120000	7" reel



BAT54WHQ

■ Characteristics (Typical)

Fig.1: P_D - T_A

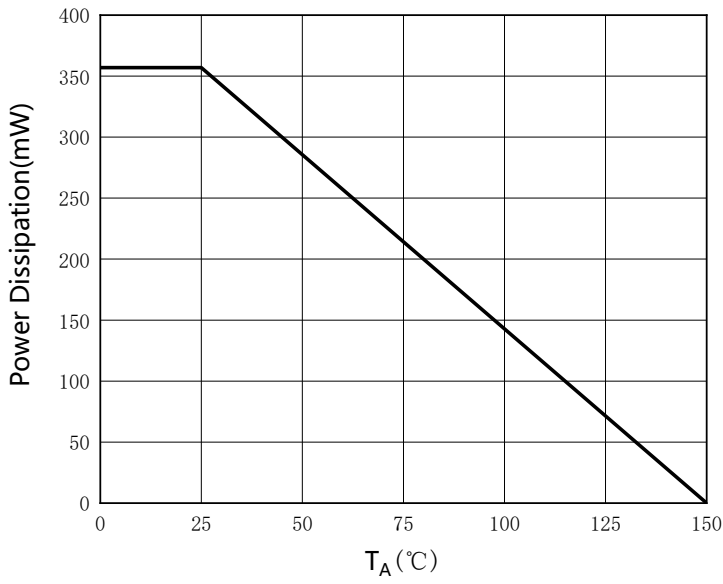


Fig.2: Capacitance Characteristics

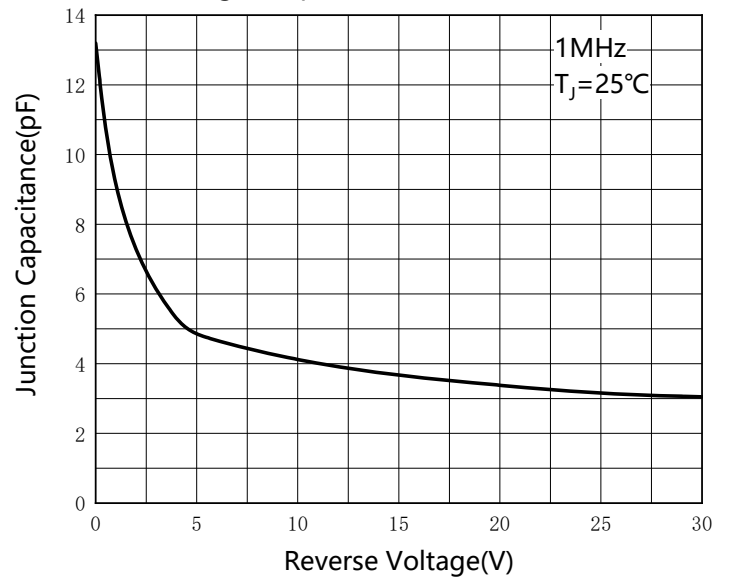


Fig.3: Forward Characteristics

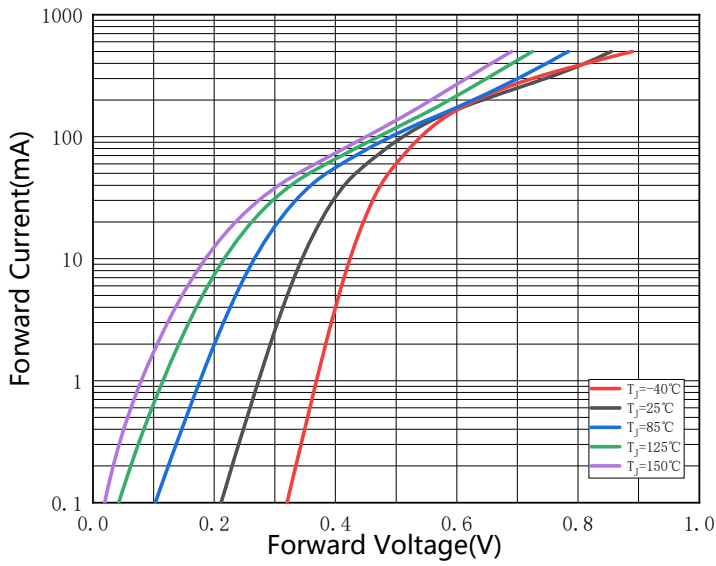
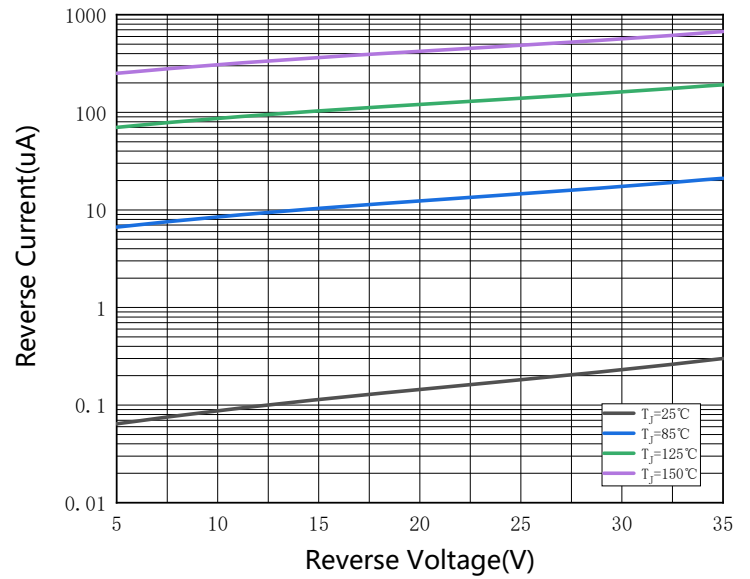


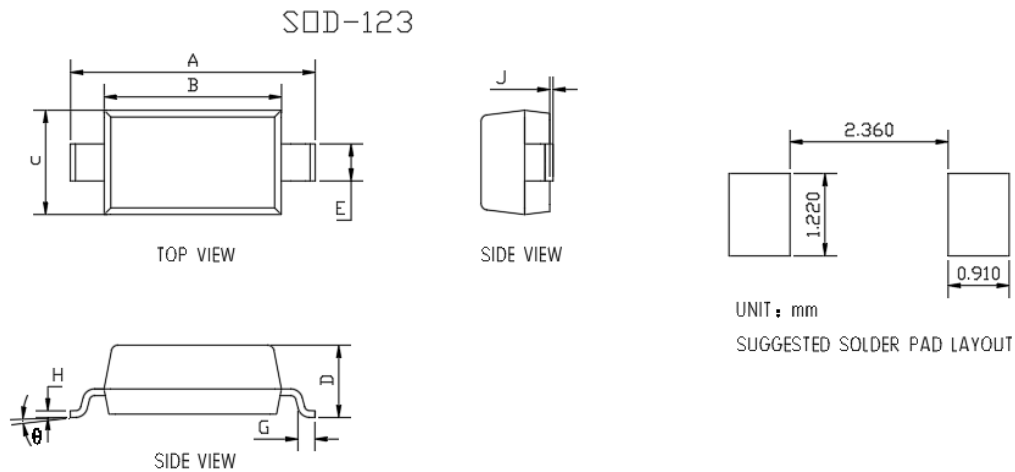
Fig.4: Reverse Characteristics





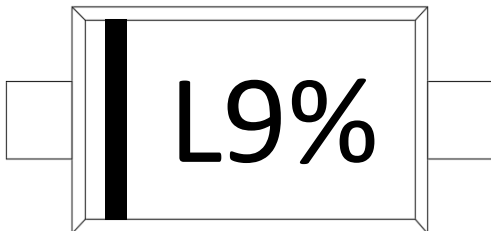
BAT54WHQ

■ Outline Dimensions



DIMENSIONS				
DIM	INCHES		MM	
	MIN	MAX	MIN	MAX
A	0.140	0.152	3.550	3.850
B	0.100	0.112	2.550	2.850
C	0.055	0.071	1.400	1.800
D	0.037	0.053	0.950	1.350
E	0.020	0.028	0.510	0.710
G	0.006	0.018	0.150	0.450
H	0.003	0.010	0.080	0.250
J	0.000	0.006	0.000	0.150
θ	0	8°	0	8°

■ Marking Information



Note:

1. All marking is at middle of the product body
2. All marking is in laser marking
3. Body color: Black
4. L9% is Marking Code (%=placeholder for date code)

*Date Code vary depending upon production date.



BAT54WHQ

Disclaimer

The information presented in this document is for reference only. Yangzhou Yangjie Electronic Technology Co., Ltd. reserves the right to make changes without notice for the specification of the products displayed herein to improve reliability, function or design or otherwise.

The product listed herein is designed to be used with automotive electronics, are not designed for use in medical, life-saving, life-sustaining, or military, Yangjie or anyone on its behalf, assumes no responsibility or liability for any damages resulting from such improper use of sale.

This publication supersedes & replaces all information previously supplied. For additional information, please visit our website [http:// www.21yangjie.com](http://www.21yangjie.com) , or consult your nearest Yangjie's sales office for further assistance.